

Workforce Today

From the Peel-Halton-Dufferin Training Board

Inside this Issue:

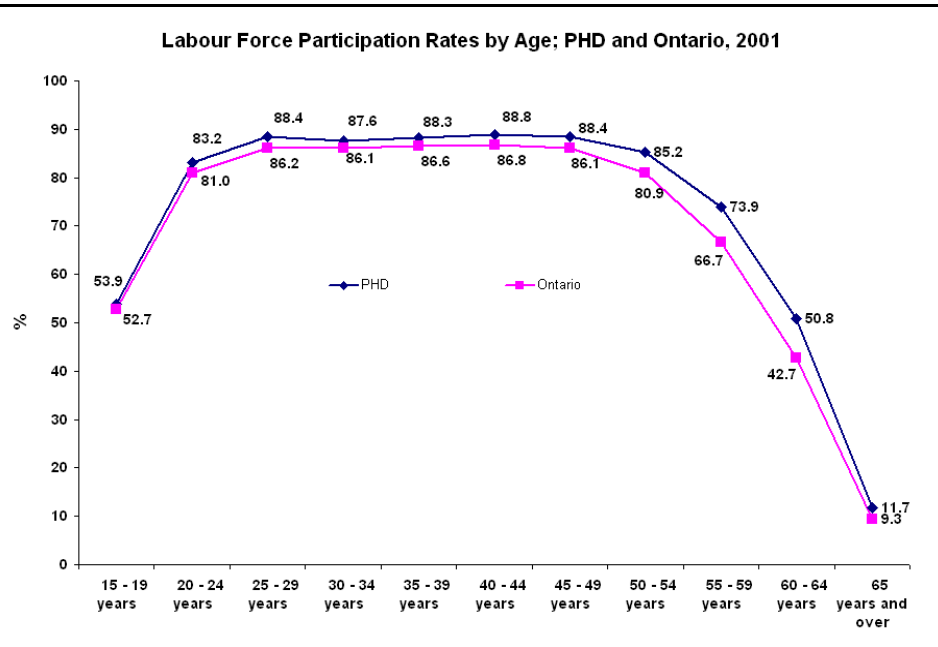
- ◆ **Shape of our Labour Force Activities**
- ◆ **Major Occupations of Older Workers**

Older Workers in Peel-Halton-Dufferin

Information on “older workers” in the labor force is important for planning and delivery of services. There is no commonly recognized age at which someone is considered an older worker. Some studies have focused on people older than 55, while other studies examined those 45 years or older. This newsletter provides information on the local labour force activities and occupation patterns of older workers (aged 55 years and older) by using official data from the 2001 Census of Canada.

Highlights for the Peel-Halton-Dufferin Area

- ◆ PHD has a higher percentage of older workers aged 55 years and over in the labour force, compared to Ontario.
- ◆ PHD has a lower unemployment rate of older workers than Ontario. But PHD has a higher unemployment rate of population aged 65 years and over than Ontario (5.4% versus 4.2%).
- ◆ In 2001, the top three occupations of older workers were middle and other management occupations; clerical occupations; and intermediate sales and service occupations



Implications for Human Services Sector

- ◆ Increased demand for employment services for elderly.
- ◆ Increased demand for employer awareness of issues related to older workers.

Labour Force Activities of Older Workers 55+: PHD and Ontario, 2001

	PHD	Ontario
Participation Rate (%)	38.0%	29.5%
Employment Rate (%)	36.4%	28.2%
Unemployment Rate (%)	4.0%	4.2%

Source: Statistics Canada, 2001 Census

Note: Labour force participation rates and employment rates are expressed as a percentage of the total population 55 years and over; Unemployment rates are expressed as a percentage of the labour force population aged 55 years and over.

**WE WISH YOU
A VERY
HAPPY NEW YEAR 2006!**

**Next Issue :
Language Used Most
Often at Work**



* For more information please contact The Local Training Board at: 33 City Centre Drive, Suite 545, Mississauga ON Canada L5B 2N5
Tel : 905-306-9588, E-mail: info@phdtrain.com
Website: www.phdtrain.com

Did you know?

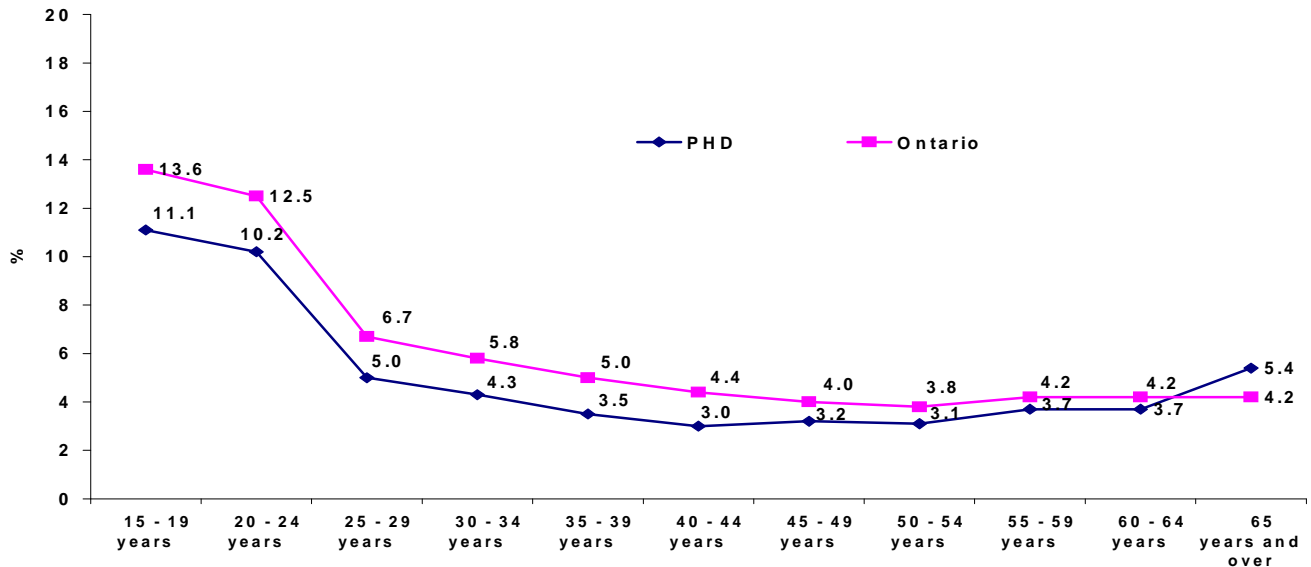
What is the labour force participation rate of older workers aged 55 years and over in PHD?

PHD has a higher percentage of older workers aged 55 years and over in the labour force, compared to Ontario (38% versus 29.5%).

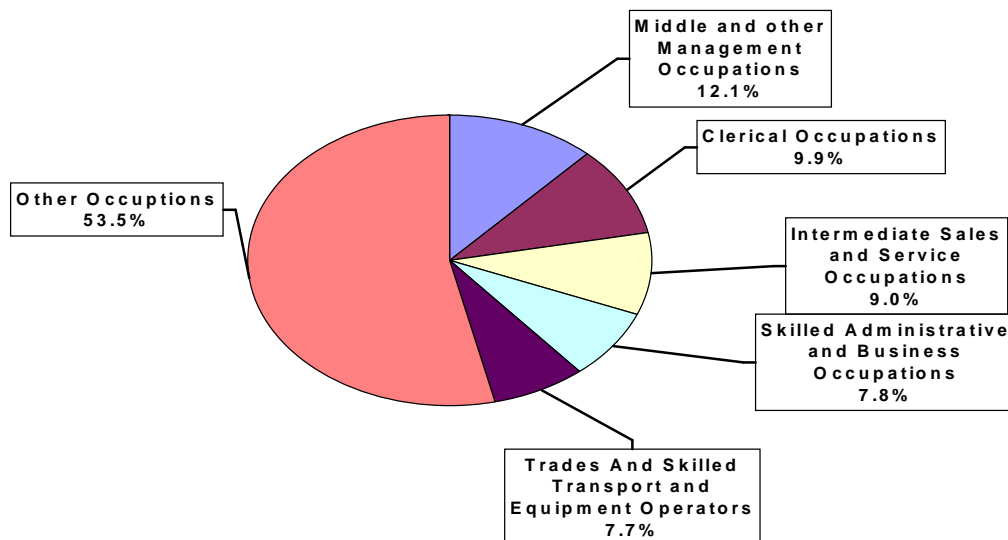
What is the unemployment rate of older workers in PHD?

PHD has a lower unemployment rate of older workers than Ontario (4% versus 4.2%).

Unemployment Rates by Age: PHD and Ontario, 2001



Top Five Occupations (Older Workers 55+): PHD, 2001



Source: Statistics Canada 2001 Census, Special Tabulation.

Note: Occupational major groups based on the 2001 NOC - HRD Canada. It is important to note that this data reflects persons who worked in the local board regardless of their place of residence.