

Workforce Today

From the Peel-Halton-Dufferin Training Board

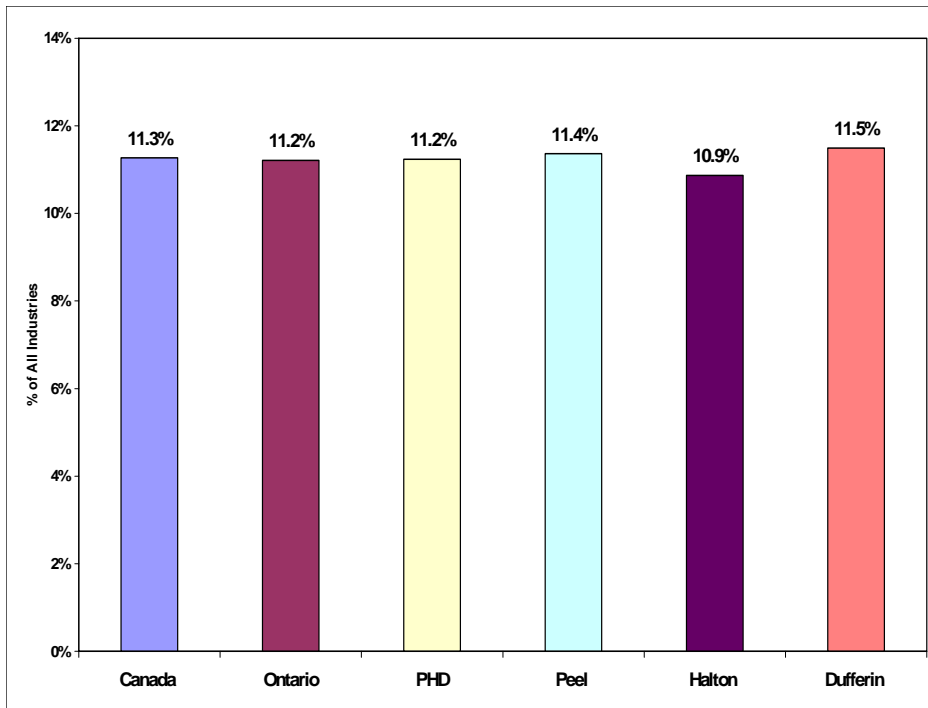
Inside this Issue:

- ◆ Major Retail Trade Industries

Labour Force in Retail Trade Industries

This newsletter provides information on labour force in retail trade industries for Peel Halton Dufferin (PHD) residents by using official data from the 2001 Census of Canada. According to Statistics Canada, labour force refers to persons 15 years and over, excluding institutional residents, who were employed or unemployed during the week (Sunday to Saturday) prior to Census Day, and who had last worked for pay or in self-employment in either 2000 or 2001. For information about industry divisions based on the 1997 North American Industry Classification System (i.e., NAICS), please visit the following website link: <http://www12.statcan.ca/english/census01/Products/Reference/dict/pop059.htm>

Figure 1 Labour force (Population 15 years and over) in Retail Trade Industries: Canada, Ontario, PHD, Peel, Halton and Dufferin, 2001




Highlights for the Peel-Halton-Dufferin Area

- ◆ PHD has a lower percentage of population aged 15 years and over employed in retail trade industries, compared to Canada.
- ◆ With respect to areas of employment in retail trade industries, the top three are food and beverage stores, general merchandise stores, clothing and clothing accessories stores.

Implications for Human Services Sector

- ◆ Increased demand for jobs and employment counselling in PHD.

The Local Training Board would like to wish you and your family a very happy and prosperous new year.



For more information please contact The Local Training Board at: 33 City Centre Drive, Suite 545, Mississauga ON Canada L5B 2N5. Tel : 905-306-9588, E-mail: info@phdtrain.com, Website: www.phdtrain.com

Next Issue (March 2007): Labour Force in Health Care and Social Assistance Industries

Did you know?

How many people in PHD were employed in retail trade industries at the time of the 2001 Census of Canada?

In 2001, there were 85,535 people employed in retail trade industries in PHD. PHD has a lower percentage of population aged 15 years and over employed in retail trade industries (11.2%), compared to Canada (11.3%).

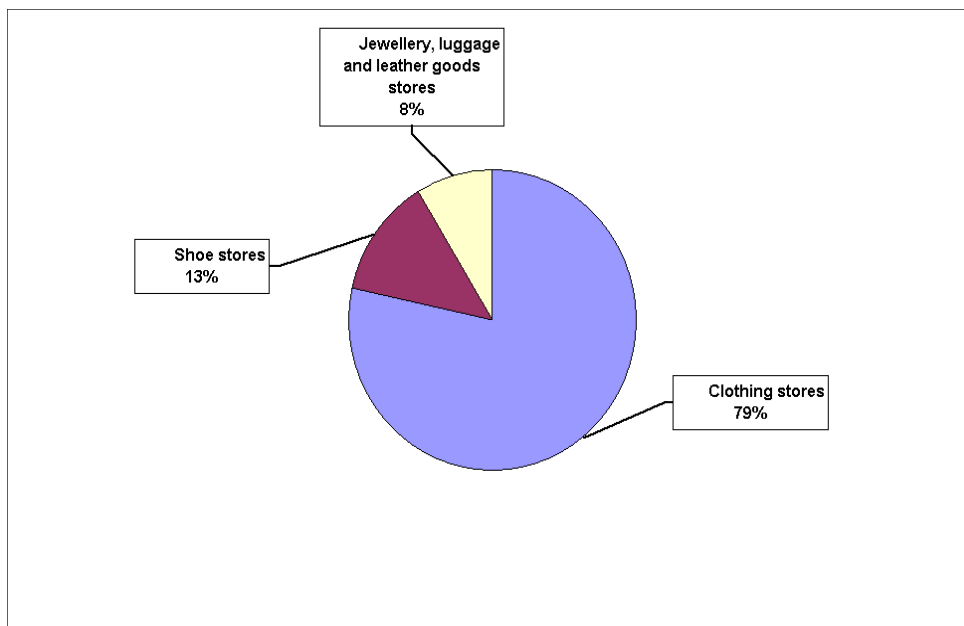
What kinds of retail trade industries are the residents of PHD employed in?

In 2001, the top three areas of employment in retail trade industries were food and beverage stores (18,215); general merchandise stores (14,650); clothing and clothing accessories stores (10,620).

Table 1. Distribution of Employed Persons by Retail Trade Industries:, PHD, 2001

	#	%
Total- Retail Trade Industries	85,535	100.0%
Food and beverage stores	18,215	21.3%
General merchandise stores	14,650	17.1%
Clothing and clothing accessories stores	10,620	12.4%
Motor vehicle and parts dealers	8,280	9.7%
Miscellaneous store retailers	6,715	7.9%
Health and personal care stores	5,790	6.8%
Building material and garden equipment and supplies dealers	4,495	5.3%
Sporting goods, hobby, book and music stores	4,125	4.8%
Electronics and appliance stores	4,070	4.8%
Furniture and home furnishings stores	3,340	3.9%
Non-store retailers	3,135	3.7%
Gasoline stations	2,090	2.4%

Figure 2. Distribution of Employed Persons by Clothing and Clothing Accessories Stores: PHD, 2001



Source: Statistics Canada, 2001 Census, Special Tabulation.

Notes: Industry divisions and major groups based on the 1997 North American Industry Classification System (i.e., NAICS).