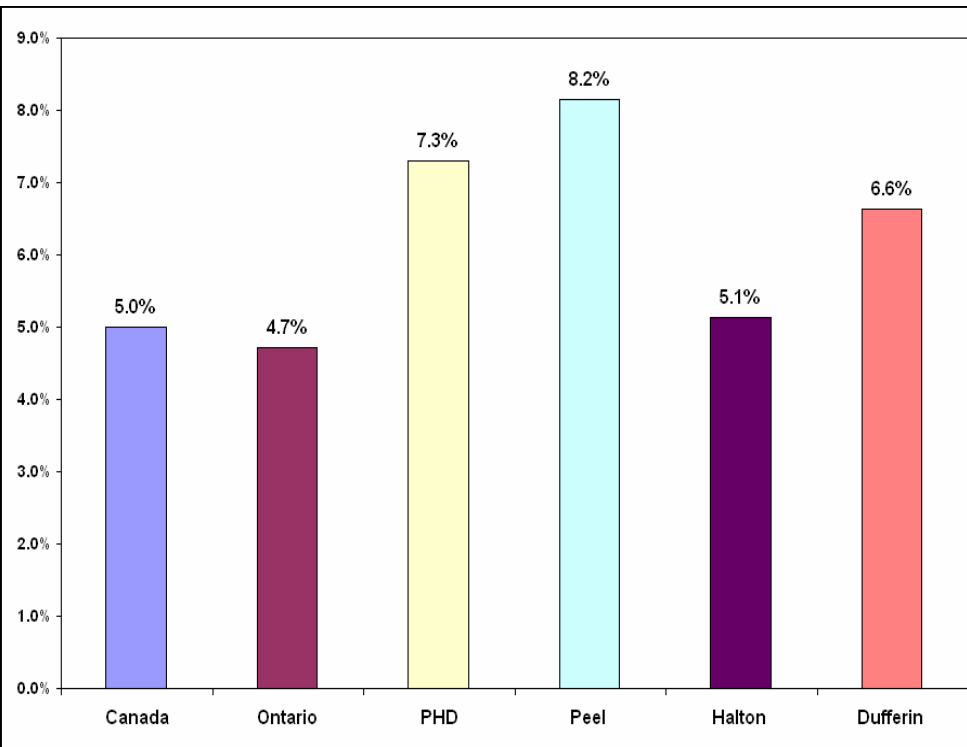


## Labour Force in Transportation and Warehousing Industries

This newsletter provides information on labour force in transportation and warehousing industries for Peel Halton Dufferin (PHD) residents by using official data from the 2001 Census of Canada. According to Statistics Canada, labour force refers to persons 15 years and over, excluding institutional residents, who were employed or unemployed during the week (Sunday to Saturday) prior to Census Day, and who had last worked for pay or in self-employment in either 2000 or 2001. For information about industry divisions based on the 1997 North American Industry Classification System (i.e., NAICS), please visit the following website link: <http://www12.statcan.ca/english/census01/Products/Reference/dict/pop059.htm>

**Figure 1. Labour force (Population 15 years and over) in Transportation and Warehousing Industries : Canada, Ontario, PHD, Peel, Halton and Dufferin, 2001**




## Highlights for the Peel-Halton-Dufferin Area

- ◆ PHD has a higher percentage of population aged 15 years and over employed in transportation and warehousing industries compared to Canada and Ontario.
- ◆ With respect to areas of employment in transportation industries, the top three are truck transportation, support activities for transportation and air transportation.
- ◆ With respect to areas of employment in transit and ground passenger transportation industries, the top three are urban transit systems; taxi and limousine service; and school and employee bus transportation.

### Implications for Human Services Sector

Increased demand for jobs in transportation and warehousing industries.



For more information please contact:  
 Peel Halton Dufferin Training Board at: 33 City Centre Drive,  
 Suite 545, Mississauga, ON Canada L5B 2N5.  
 Tel : 905-306-9588, E-mail: info@phdtrain.com,  
 Website: www.phdtrain.com

**Next Issue (Sept. 2007):  
 Finance and Insurance**

### Did you know?

How many people in PHD were employed in transportation and warehousing industries at the time of the 2001 Census of Canada?

In 2001, there were 55,955 people employed in transportation and warehousing industries in PHD. PHD has a higher percentage of population aged 15 years and over employed in transportation and warehousing industries (7.3%) compared to Canada (5.0%) and Ontario (4.7%).

In 2001, the top three area of employment in transportation industries were truck transportation (16,060), support activities for transportation (8,555) and air transportation (7,340).

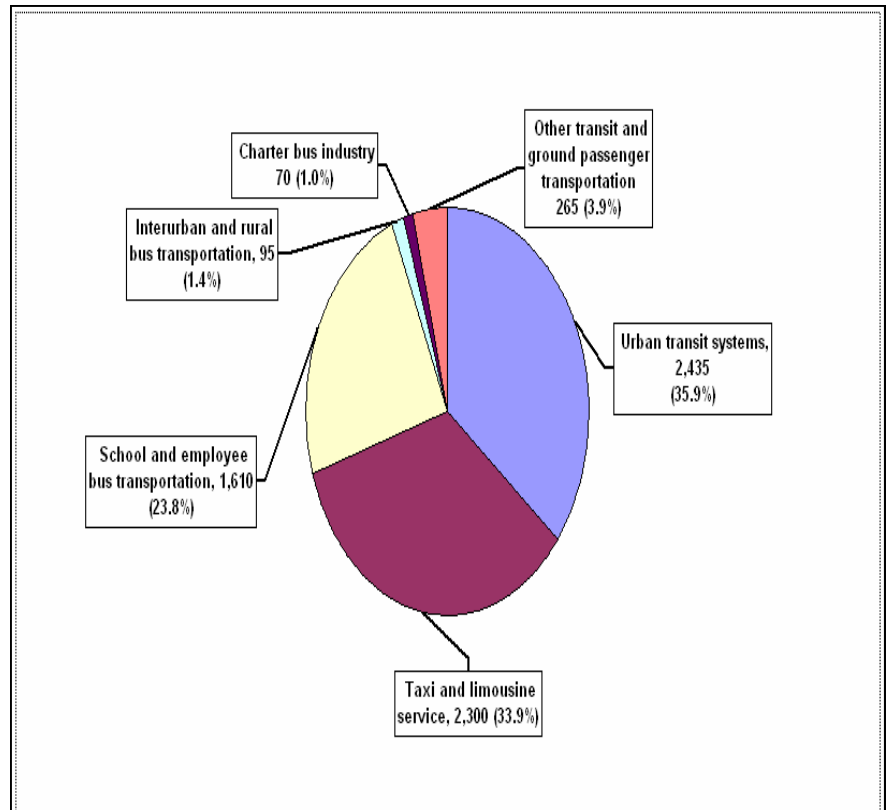
What kinds of transit and ground passenger transportation industries are the residents of PHD employed in?

In 2001, the top three areas of employment in transit and ground passenger transportation services were urban transit systems (2,435), taxi and limousine service (2,300) and school and employee bus transportation (1,610).

**Table 1. Distribution of Employed Persons by Transportation and warehousing Industries:, PHD, 2001**

	#	%
<b>Total - Transportation and warehousing</b>	<b>55,955</b>	<b>100.00%</b>
Truck transportation	16,060	28.70%
Support activities for transportation	8,555	15.29%
Air transportation	7,340	13.12%
Transit and ground passenger transportation	6,775	12.11%
Couriers and messengers	6,190	11.06%
Warehousing and storage	5,010	8.95%
Postal service	4,315	7.71%
Rail transportation	1,490	2.66%
Water transportation	165	0.29%
Pipeline transportation	30	0.05%
Scenic and sightseeing transportation	20	0.04%

**Figure 2. Distribution of Employed Persons by Transit and Ground Passenger Transportation : PHD, 2001**



Source: Statistics Canada, 2001 Census, Special Tabulations.

Notes: Industry divisions and major groups based on the 1997 North American Industry Classification System (i.e., NAICS).