

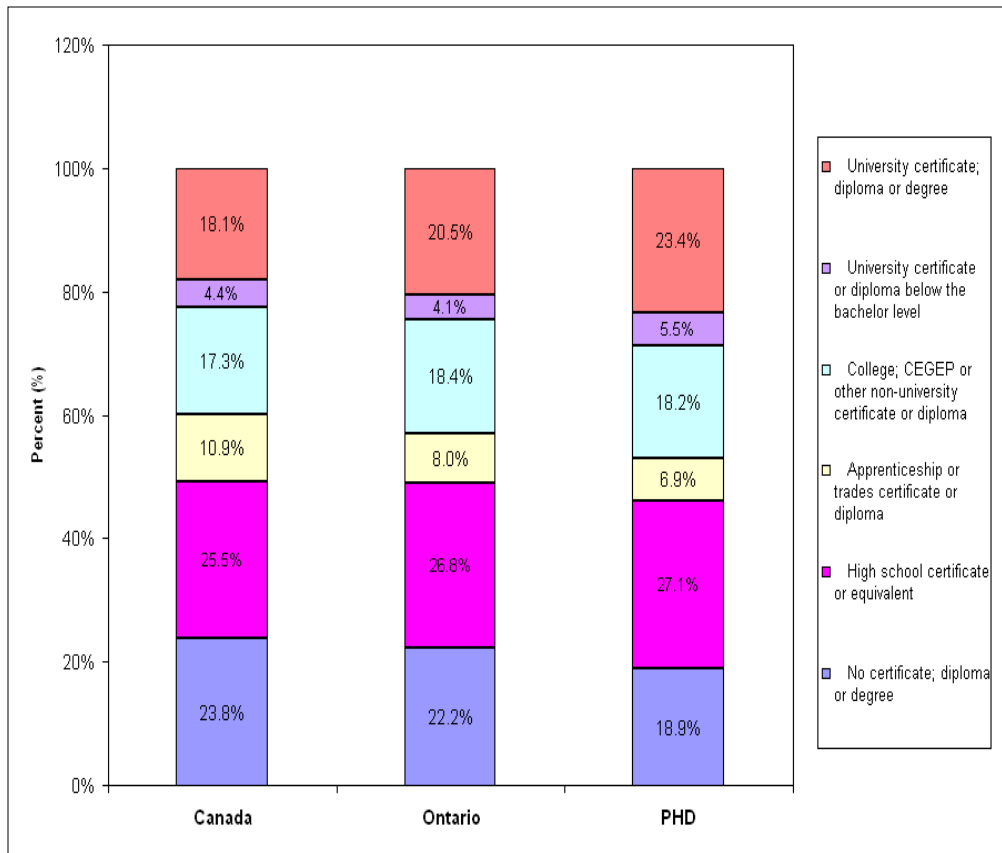
Inside this Issue:

- ◆ Educational Attainment
- ◆ Major Field of Study
- ◆ Location of Study

Educational Attainment: PHD, 2006

This newsletter provides information on the education profile of the Peel Halton Dufferin (PHD) population aged 15 years and over by using official data from the 2006 Census of Canada (Statistics Canada). For more detailed information on educational attainment, please visit the following website link: <http://www12.statcan.ca/english/census06/reference/dictionary/index.cfm>

Figure 1. Population Aged 15 Years and Over by Educational Attainment: Canada, Ontario and PHD, 2006




Highlights for the Peel-Halton-Dufferin Area

- ◆ In 2006, PHD had a higher proportion of university educated people within its population, compared to Ontario and Canada (23.4% vs. 20.5%, 18.1%).
- ◆ In 2006, the main field of study of the PHD population aged 15 years and over was Business, Management and Public Administration (13.5%).
- ◆ About 17.1% of the PHD Population 15 years and over earned their credential outside Canada.

Implications for Human Services Sector

- ◆ Increased demand for educational programs for residents of PHD.



For more information please contact:

Peel Halton Dufferin Training Board at:
 33 City Centre Drive, Suite 545, Mississauga, ON L5B 2N5.
 Tel : 905-306-9588, E-mail: info@phdtrain.com,
 Website: www.phdtrain.com

Next Issue (Sept. 2008):

Labour Force Activity

Did you know?

What is the educational attainment of PHD's Population?

In 2006, 27.1% of the PHD population aged 15 years and over had achieved only a high school certificate, compared to Ontario figure of 26.8%, and the Canadian figure of 25.5%.

About 18.2% of the PHD population aged 15 years and over had a college diploma, while 6.9% had a trades certificate. Both proportions were below the provincial averages.

About 23.4% of the PHD population aged 15 years and over had achieved a university level of education, compared to Ontario figure of 20.5%, and the Canadian figure of 18.1%.

What is main field of study of PHD residents with postsecondary qualifications?

In 2006, the main field of study of the PHD population aged 15 years and over was Business, Management and Public administration (13.5%), followed by the Architecture, Engineering, and related technologies (11.8%), and Social and behavioural sciences and law (6.1%).

What is the location of study of PHD residents?

In 2006, 36.9% of the PHD population aged 15 years and over had completed their highest certificate, diploma or degree in Canada. However, 17.1% of the PHD population 15 years and over earned their credential outside Canada.

Figure 2. Population Aged 15 Years and Over by Major Field of Study: PHD, 2006

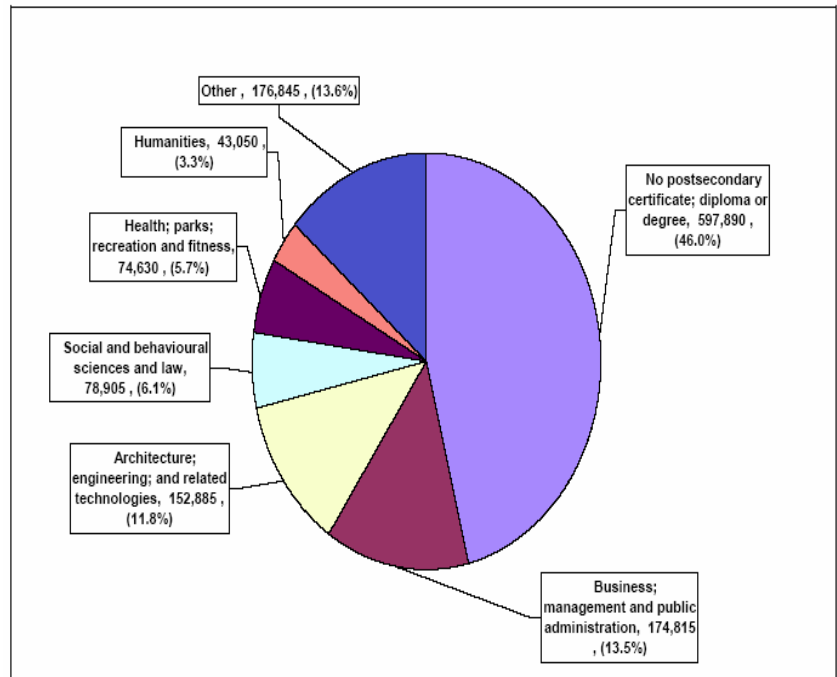


Table 1. Population Aged 15 Years and Over by Location of Study: PHD, 2006

	Canada	Ontario	PHD
	NUMBER		
Total population 15 years and over	25,664,220	9,819,420	1,299,015
No postsecondary certificate; diploma or degree	12,651,750	4,812,200	597,895
Postsecondary certificate; diploma or degree	13,012,475	5,007,220	701,115
Inside Canada	10,948,685	3,928,555	479,390
Outside Canada	2,063,785	1,078,670	221,730
	PERCENT		
	Canada	Ontario	PHD
Total population 15 years and over	100.0%	100.0%	100.0%
No postsecondary certificate; diploma or degree	49.3%	49.0%	46.0%
Postsecondary certificate; diploma or degree	50.7%	51.0%	54.0%
Inside Canada	42.7%	40.0%	36.9%
Outside Canada	8.0%	11.0%	17.1%

Source: Statistics Canada, Census 2006.