

Workforce Today

From the Peel-Halton-Dufferin Training Board

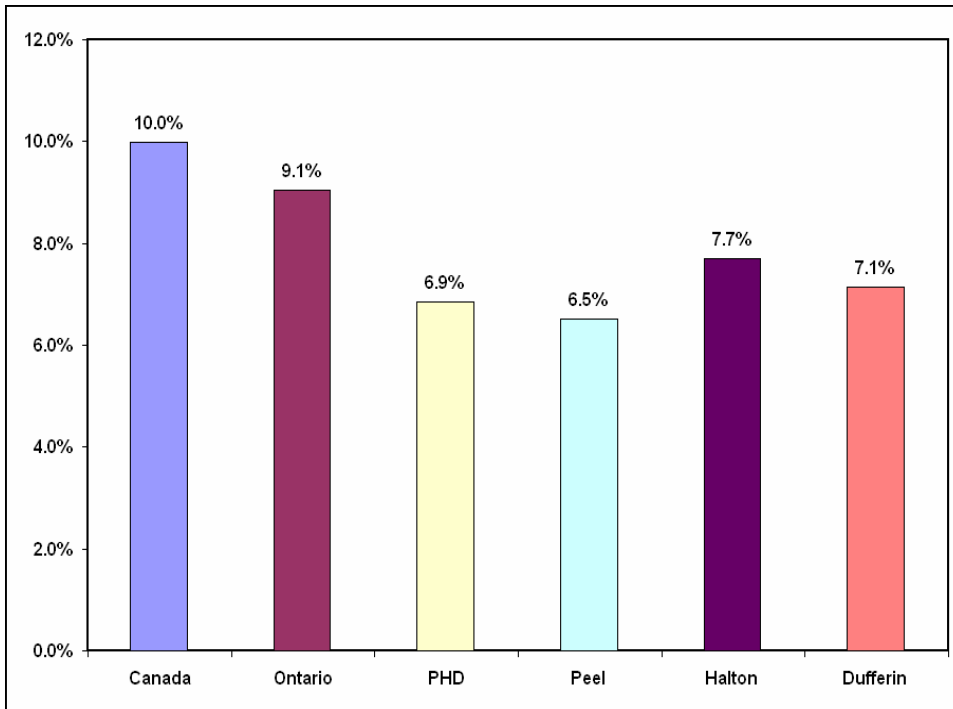
Inside this Issue:

- ◆ Major Health Care and Social Assistance Services

Labour Force in Health Care and Social Assistance Industries

This newsletter provides information on labour force in health care and social assistance industries for Peel Halton Dufferin (PHD) residents by using official data from the 2001 Census of Canada. According to Statistics Canada, labour force refers to persons 15 years and over, excluding institutional residents, who were employed or unemployed during the week (Sunday to Saturday) prior to Census Day, and who had last worked for pay or in self-employment in either 2000 or 2001. For information about industry divisions based on the 1997 North American Industry Classification System (i.e., NAICS), please visit the following website link: <http://www12.statcan.ca/english/census01/Products/Reference/dict/>

Figure 1. Labour force (Population 15 years and over) in Health Care and Social Assistance Industries : Canada, Ontario, PHD, Peel, Halton and Dufferin, 2001




Highlights for the Peel-Halton-Dufferin Area

- ◆ Compared to Canada and Ontario, PHD has a lower percentage of population aged 15 years and over employed in health care and social assistance industries.
- ◆ With respect to areas of employment in health care and social assistance industries, the top three are hospitals; child day-care services; and nursing and residential care facilities.

Implications for Human Services Sector

- ◆ Increased demand for jobs in health care and social services sectors.

2006 Census data on Population & Dwellings Now Available at www.statcan.org



For more information please contact The Local Training Board at: 33 City Centre Drive, Suite 545, Mississauga ON Canada L5B 2N5. Tel : 905-306-9588, E-mail: info@phdtrain.com, Website: www.phdtrain.com

Next Issue (May 2007): Utilities and Construction Industries

Did you know?

How many people in PHD were employed in health care and social assistance industries at the time of the 2001 Census of Canada?

In 2001, there were 52,585 people employed in health care and social assistance industries in PHD. PHD has a lower percentage of population aged 15 years and over employed in health care and social assistance industries (6.9%), compared to Canada (10%) and Ontario (9.1%).

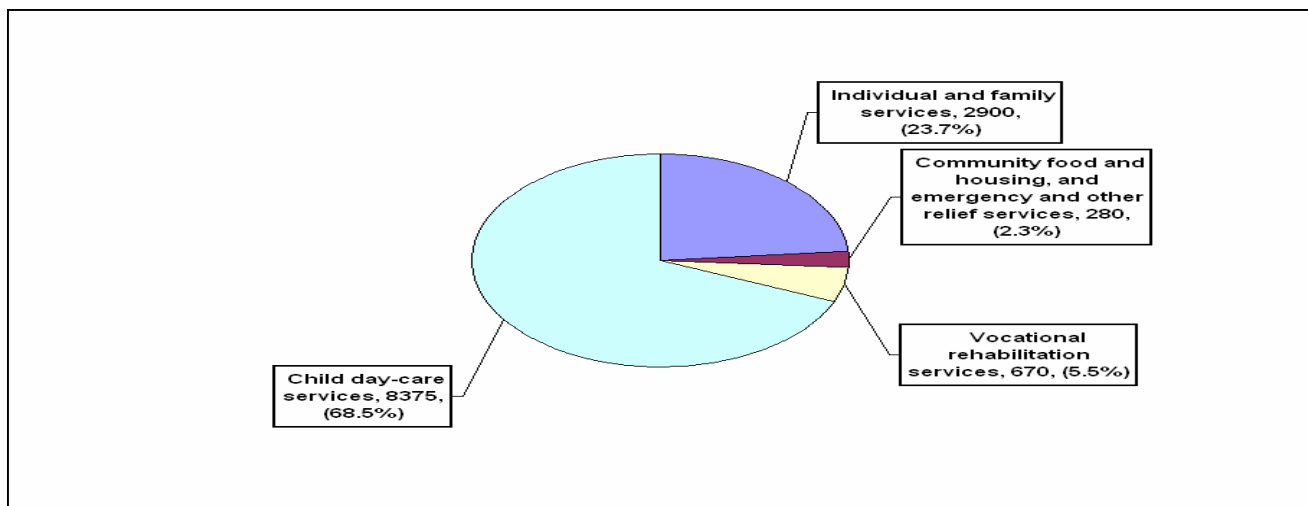
What kinds of health care and social assistance industries are the residents of PHD employed in?

In 2001, the top three areas of employment in health care and social assistance industries were hospitals (15,370); child day-care services (8,375); and nursing and residential care facilities (6,670).

Table 1. Distribution of Employed Persons by Health care and social assistance Industries:, PHD, 2001

	PHD	
	#	%
Health Care and Social Assistance	52,585	100.0%
Offices of physicians	4,570	8.7%
Offices of dentists	4,345	8.3%
Offices of other health practitioners	3,185	6.1%
Out-patient care centres	1,980	3.8%
Medical and diagnostic laboratories	1,750	3.3%
Home health care services	2,000	3.8%
Other ambulatory health care services	500	1.0%
Hospitals	15,370	29.2%
Nursing and residential care facilities	6,670	12.7%
Individual and family services	2,900	5.5%
Community food and housing, and emergency and other relief services	280	0.5%
Vocational rehabilitation services	670	1.3%
Child day-care services	8,375	15.9%

Figure 2. Distribution of Employed Persons by Social Assistance Services : PHD, 2001



Source: Statistics Canada, 2001 Census, Special Tabulation.

Notes: Industry divisions and major groups based on the 1997 North American Industry Classification System (i.e., NAICS).